


# **Bike Parking Consultation**

**STBY for Golden Lane Estate  
May 2022**

# Contents

Introduction	03
Cyclists and Their Needs	06
Types of Bike Parking	10
Relevant Locations on the Estate	16
Conclusion	26
Appendix	30





# Introduction

# Introduction

## **Project Background:**

The Golden Lane Estate is one of the City of London's major housing developments. It is home to over 700 people and many of them are cyclists. Over the past decades green modes of transport such as cycling have grown in London and during the pandemic there has been an extra increase. Finding a good place to park a bicycle has become more problematic, as the existing facilities are not designed for the current demand.

A group of resident volunteers have secured community funding for improving bicycle parking solutions on the Estate, as part of the 'Imagine Golden Lane at Net Zero' initiative. To make sure that the views of as many residents as possible are taken into consideration, a series of open Consultation sessions were held.

STBY offered to prepare, facilitate and document these sessions. The sessions took place between 7th April 2022 and 7th May 2022, in the Community Centres on the Estate. The results can be found in this report and will be used as input for the design of improved bicycle parking facilities on the Estate.

## **Key Questions:**

1. Who are we designing bicycle parking facilities for?
2. What types of bicycle parking facilities are appropriate?
3. Where on the Estate could these be located?
4. What are the key priorities for residents?

## **Key contacts:**

- Contact for questions about 'Imagine Golden Lane at Net Zero': Paul Lincoln (imaginegoldenlane@gmail.com)
- Contact for questions about the Consultation process: Geke van Dijk (geke@stby.eu) or Bas Raijmakers (bas@stby.eu)

# Consultation Process

## Mix of Formats

The Consultation sessions were held in several ways to make them optimally accessible and to collect a wide range of voices from residents:

- **A 2-hour in-depth workshop:** Allowing for in-depth conversations with a group of residents who signed up for the session in advance. This session happened on 7th April 2022.
- **A series of drop-in sessions:** Offering an opportunity for residents to just walk in and spend as much (or little) time as they wished to speak with a facilitator and other people present around the table. These sessions happened on 9th April 2022 and 7th May 2022.

Both types of Consultations employed a [methodology developed by STBY, called Street Labs](#). A large print with a map of the Estate was placed on the table, together with some props (e.g. cards representing types of cyclist and types of bicycle parking options) that help people to talk about their cycling experience and their needs for bicycle parking. Towards the end of the conversation, three 'golden coins' were handed out to participants so they could indicate their top preferences for locations and parking options on the map.

This format created an equal opportunity for people with different parking needs to express their hopes and fears and to engage in a two-way conversation with other residents. The atmosphere of the sessions was collaborative and welcoming.

## Mix of Participants

The aim of the Consultation sessions was to learn from as many people as possible who are residents on the Estate. The invitations to the sessions were widely advertised via posters around the Estate and emails to an extensive mailing list. Across the three sessions more than 60 people attended - many regular cyclists, also occasional and aspirational cyclists and non-cyclists. They all shared their thoughts and preferences. We also spoke with some visitors who came with their bicycles to see people on the Estate.

## Building Confidence in our Findings

This Consultation aims to find out what types of parking people need. It is an in-depth qualitative research process, designed to find what is most important to people without speaking to everyone. We do this by looking out for when themes start to repeat over the iterations of the three Consultation sessions. As the Consultation goes on we get to a point where we find almost no new kinds of parking need, so that if we ran another Consultation the same types of things would keep coming up. At this point we can be confident our findings are strong enough to draw conclusions about what people need from bicycle parking on the Estate.





# Cyclists and Their Needs

# Different People Have Different Needs

## Regular Cyclists

Many regular cyclists currently keep their bicycles in their flats, using the lifts on a daily basis to bring them up. Even though some have a shed or garage, these are not considered as easy bicycle parking spaces due to poor accessibility. They need a secure and accessible place that allows them to park and retrieve their bicycles hassle-free.

## Occasional Cyclists

Although occasional cyclists don't access their bicycles as often as regular cyclists, their general parking needs are fairly similar, but they do seem more willing to store their bicycles a bit further from their flat as they have less need for day-to-day accessibility. Some currently store their bicycles in a basement storage room, others keep them in their flat.

## Families with Bicycles

For families who own multiple bicycles, it is a big problem to store both adults and childrens bicycles in their flat, because they take up precious space in the flat and cause potential hazards. Some children are now not able to learn how to ride a bicycle because their family can not fit another bicycle in the space they have.

## Visitor Cyclists

A few visitor scenarios were mentioned during the sessions:

- Visitors of residents who stay for just a few hours. They prefer to have a parking space near to the house they are visiting. These facilities should be easy to find for someone who does not know all the hidden corners on the Estate.
- Visitors of residents who stay for a few days. This makes their needs very similar to an occasional cyclist: needing a secure place to keep their bicycle for a few days, accessible via their hosts.
- Visitors to the Leisure Centre are most likely to need bike parking for 1-2 hours and would prefer to be able to park near these facilities.

## Aspirational Cyclists

A few people expressed the view that they are currently put off riding or owning a bicycle because of the lack of suitable bicycle parking on the Estate. With better facilities they may consider getting a bicycle.

## Non Cyclists

The needs of people who do not have a bicycle themselves should obviously be considered as well. They want to be sure that they can safely walk across the Estate without any obstructions.

# Cyclists Need Better Security

## **Bicycles are Getting Stolen**

Most of the current bicycle storage spaces are vulnerable to theft. The doors are not robust, there are no means for the bicycles to be locked securely. People are also concerned because they cannot see into these storage areas and there seems to be no functional CCTV.

## **Not Safe or Suitable Storage Spaces**

The current bicycle parking spaces feel 'spooky' due to poor lights and no oversight from resident blocks or passersby. Many people mentioned that these places are damp and not maintained properly.

## **Not Locking-Up Properly**

Not everyone knows how to lock-up a bicycle properly, which leads to issues such as bicycles falling down, getting damaged, or parts being stolen. Good bicycle stands can help to a certain extent, but also some signage could help teach people to lock-up their bicycle properly and securely.





# Current Workarounds That Are Not Working

## **Storage in Flats**

Many people keep their bicycles in their flat or on their balcony. This damages their floor, makes the place dirty and it is difficult to get the bicycle through the narrow doors. Some people tried to chain their bicycle to the railing outside their front door, but got a letter from the Estate Office asking them not to do that.

## **Fire Hazard**

There have been some conflicts around fire escapes being mistakenly used for bicycle storage. Some residents tried to park their bicycles in areas on the Estate but they were told that this creates a fire hazard. Though some people mentioned that keeping a bicycle in your flat could actually be a more significant fire hazard.

## **Lifts**

People living on the higher levels of the flats have to take their bicycles into the lift. This is a tricky job, as the sizes of the lifts are not made for bicycles and it causes trouble for other lift users during busy times. When the lift does not work, it is difficult to find another place for the bicycle and hard take it up via the stairs.

## **Bicycle Racks**

The current bicycle racks on the Estate are not suitable. Residents would never park their bicycles there overnight, because they are not safe. Many of the racks are occasionally used by visitors or workers from the area.

The few existing racks are not sufficient in number and some are lined up too closely. This creates a messy scene and causes accessibility issues for those who do want to park their bicycle there. Several people described the existing two bicycle racks on the estate under Stanley Cohen House as “a bicycle graveyard”.

While some of the bicycle racks are not used at all, it is possible that nobody is aware of those racks being there.



# Types of Bicycle Parking

# What People Want From Their Bicycle Parking

## **Security**

Security is a high priority concern for most people. The locks and doors of bicycle storage spaces need to be robust. Bicycle racks should allow a cyclist to lock both front and back wheels. Moreover it is not just the security of the bicycle that people are concerned about, it is also their personal safety. They would like to have bicycle parking in places that are well-lit and with CCTV that works to give them a sense of security whilst going to and from the space.

## **Ease of Use**

With a range of physical abilities and strengths of the various residents on the Estate, it is important to balance security with ease of use. Some people mentioned that they feel that it should not require too much strength to open doors and retrieve their bicycle. If it is not practical, people simply will not use the parking. This is also a concern for the use of 2-storey bicycle racks.

## **Conservation**

People are aware of the unique style and listed status of this Estate and would like to make sure the parking, if visible, complies with the architectural aesthetics and will be able to get conservation approval.

## **Non-Cyclists**

A few non-cyclists also expressed their needs strongly. No existing designated green or garden spaces should be compromised for bicycle parking. Car owners (especially disabled car users) are keen to make sure their existing parking spaces are not affected.

## **Maintenance & Fees**

Everyone agrees that the parking spaces will need some maintenance. For example broken or forgotten bicycles should be removed and broken light bulbs replaced. However, there is a split view on how the cost of maintenance should be covered. Some believe it should be free for all, others are happy to share the cost with other users (especially for indoor parking). If installed, these costs are expected to be low (no more than a few pounds per month).

## **Indoor & Outdoor Spaces**

In general, people are keen to have a mix of indoor and outdoor parking spaces around the Estate. Residents may use both: regularly parking indoors when leaving their bicycle overnight and then using quick places to leave the bicycle somewhere briefly outdoors when needed more regularly in the day.

# Indoor Storage

This type of bicycle parking attracts a lot of interest because many people can think of spaces in their building that could be repurposed for this. Generally, most people are happy to share the use of such a space with fellow residents.

Some of the current bicycle parking spaces are indoors, but need an upgrade to make them more secure in order to be a better fit for purpose. Robust doors, better locks, good lights, working CCTV are strongly desired for these spaces, because often they are hidden away so residents can not see what is happening inside.

Protected from wind and weather, some can imagine how 2-tier parking is possible in these spaces, compared to outdoor solutions.

Also families find this an attractive option for a number of bicycles to be parked together.

Extra space for people to store cycle gear is welcomed as well.





# Locked Sheds

Locked sheds are another popular choice. But it is a challenge to fit them outdoors because of the look, as it might conflict with current planning requirement due to the Estate being Grade II and II\* listed. Also some feel strongly that these new sheds will have to be built with sustainable materials.

A see-through solution with a green roof (see Fig.1) is most popular, especially for those who would like to have their bicycles stored in a space where they can see them from the outside. The residents on the Estate can collectively monitor these types of parking from their own windows. This might also encourage more usage of this type of facility. Again, people would not mind sharing these sheds with fellow residents.

Some consider the standard 'bread-bin shed' as ugly (see Fig.2). A more bespoke design fitting with the general style of the Estate would be preferred.

Fig.1 A See-Through Solution with a Green Roof



Fig.2 A Bread-Bin Shed



# Sheltered Storage

This is one of the least picked solutions amongst the four bicycle parking options that were presented. Without a door, some people are concerned about the safety of their bike in a place where thieves can see and have easy access.

People imagine that this type of parking is mostly for short-term parking, by visitors or people visiting the Leisure Centre.

Lighting and CCTV are desired under the shelter.





# Bicycle Racks

Most people would like to see more of the simple bicycle racks at various places on the Estate and on the streets surrounding the Estate. There are not enough of the current ones to meet the demand.


However, bicycle racks are not seen as a serious long term parking solution for residents. It is most likely for visitors or residents use during the day, for just one or two hours or so.

The racks should be arranged in blocks, not scattered everywhere. Also the choice of the rack shape is important, it should fit the aesthetics of the Estate. Moreover, they need to allow people to lock both front and back wheels and be easy to chain on to (such as the M-shaped stands shown in Fig.3).

Non-cyclists are most concerned about this type of parking, fearing that they may block pedestrian footpaths - especially for wheelchair users and people with pushchairs. There is also a concern that when bicycles are not locked up properly they can fall down and then people could trip over them. So careful attention needs to be paid to the locations of new racks.

Fig.3 M-Shaped Stands





# Relevant Locations on the Estate

# Plenty of Underused Spaces Around the Estate

There was a broad consensus among the people involved in the Consultation that there are lots of underused spaces on the Estate which could be put to better use as bicycle parking. It was also widely expressed that it made sense to reuse these existing spaces that lend themselves to secure parking.

The most important locations on the Estate that people felt should be used for bicycle parking were:

- Existing spaces under houses on the Estate which could be refurbished
- Lower-level garages which could be transformed
- Making better use of the square between the Community Centre and the Estate Office, as this is seen by many as the 'heart of the Estate'

Currently there are some issues with these existing spaces, particularly around access and security. People want well-lit secure parking that's easy to get to and from, and a safe place to leave their bicycles in.

The distance from where people live was not mentioned often, because people mostly pointed to potential spaces in the building they currently live in. As the participants came from all over the Estate, their suggestions cover a wide range of locations.





# Refurbished Indoor Parking - in underused spaces

Throughout the Consultation people pointed out existing, hidden away places that are already, or could be used for indoor bicycle storage. However, most of these storage areas are not currently considered good enough - so they need work.

## Existing Indoor Bicycle Storage:

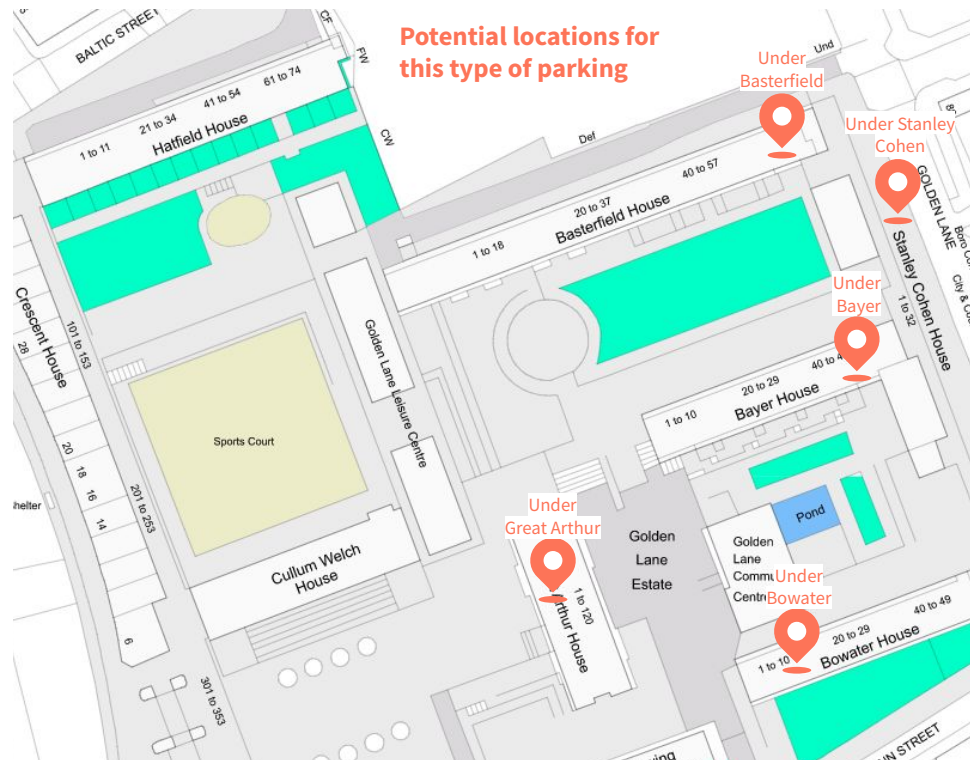
### Inaccessible

These places can be in dark corners where people do not feel safe getting there and being there. Some spaces are often hard to access because the doors are so heavy, which makes getting in with a bicycle in one hand particularly hard. Currently, there is also a lack of awareness with some people about how to use these areas.

### Unsafe

There is also currently a sense that these storage areas are not doing a good job of keeping the bicycle safe either. People want new locks and better all round security for storing bicycles in these locations. People want better lighting, CCTV and a way to prevent tailgating.

*"My son knows about the small parking space under Bowater House, but thinks bikes have been stolen from there," one participant mentioned.*



# Refurbished Indoor Parking - in underused spaces

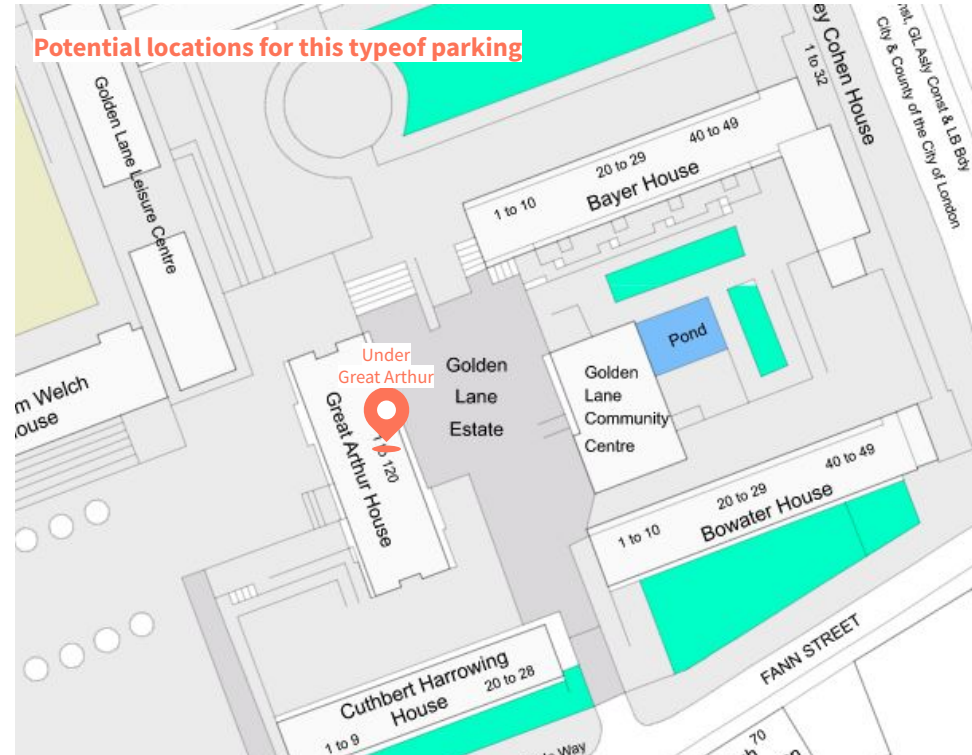
Great Arthur House also has existing bicycle storage in the basement. While this is not as bad as the other existing indoor storage locations in terms of security, there are still improvements needed.

## Storage Layout

Currently the space can get crowded quickly. People want a more efficient way of storing bicycles, which could include wall hanging racks.

## Security and Getting Access

People want to make access to this space more secure and are looking to find a way of sharing keys only with those who need access.



# Refurbished Outdoor Parking - in underused spaces

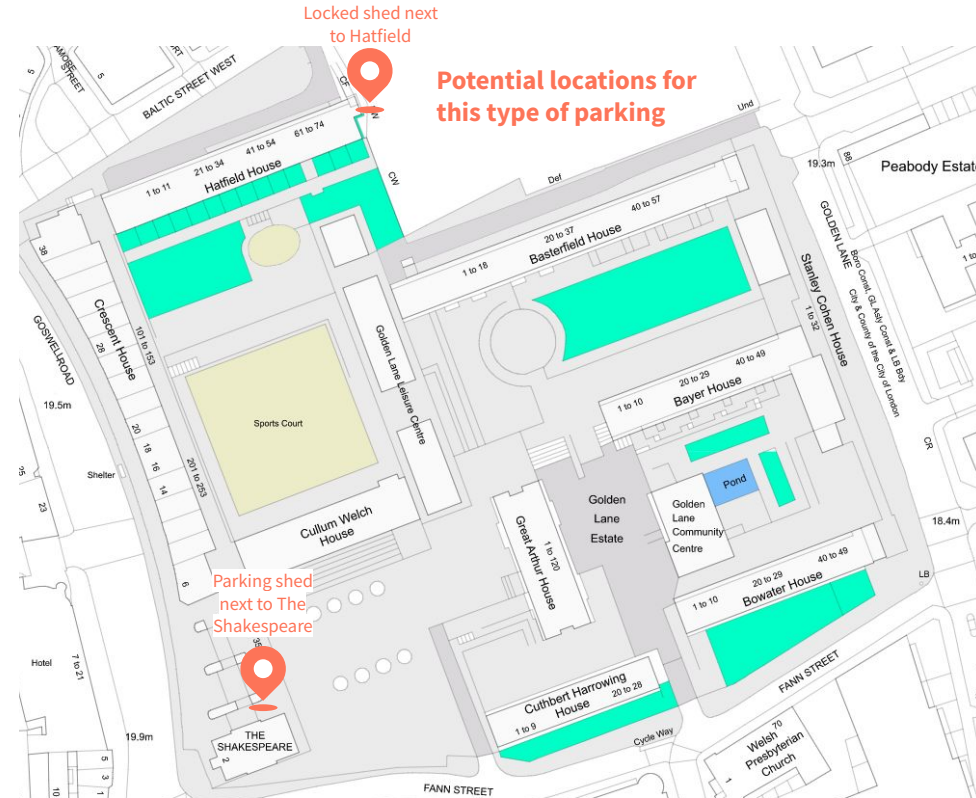
There are some outdoor sites already used for bicycle storage, but currently they are not meeting the needs of those who know about them and they are not widely enough available to other potential users. They include:

- A gated bicycle parking shed next to The Shakespeare
- A locked shed next to Hatfield House

People generally want a roof or covering for these sites, better locks or, with Hatfield House, a proper metal gate like the bicycle parking next to The Shakespeare and they need better lighting, which could be sensor activated.



Fig.4 Current parking space next to The Shakespeare





# New Indoor Parking - in unused spaces

## Secure Indoor Bicycle Storage

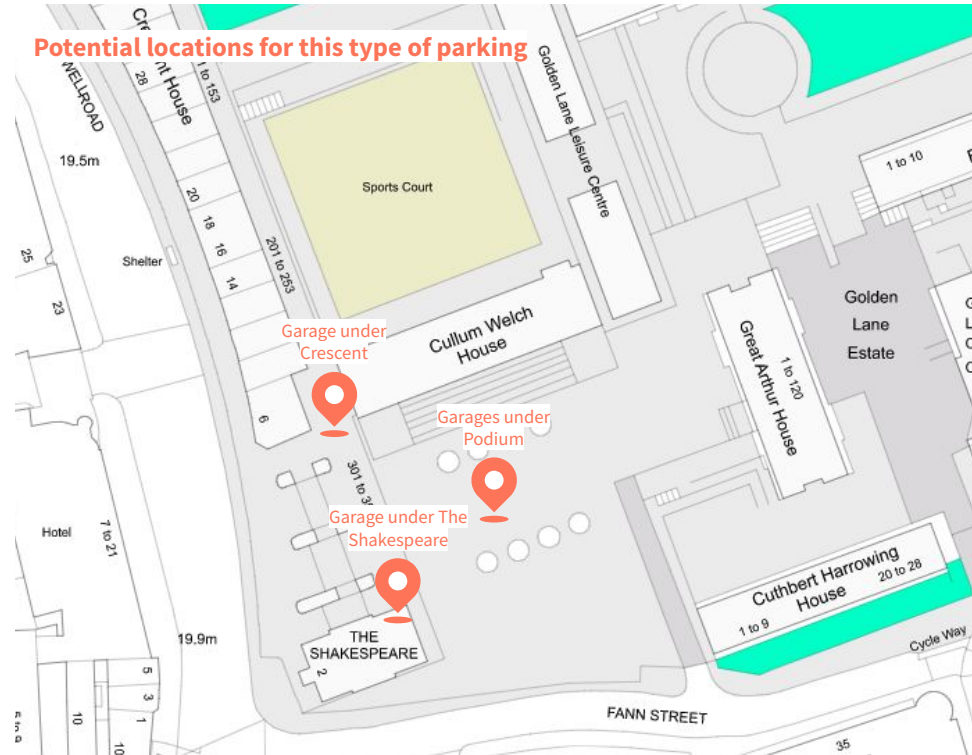
The main indoor space that is not currently being used for bicycle parking, but seems to have a lot of potential, is the underground car parking garages underneath Crescent House, Cullum Welch House and The Shakespeare (also known as the garages under the podium).

## The Popular Case for Using These Garages Included:

- This already feels like secure storage
- Storing bicycles here feels like an equally appropriate use of the space as using them for cars (given the ratio of bicycle owners to car owners on the Estate)
- It seems that some of these car garages are currently standing empty, so why not use these for bicycle parking?

## The Issues Raised Against Using These Garages Included:

- People felt it could be scary going down to the garages, particularly at night due to the current poor lighting.
- Some mentioned there is currently a waiting list for garages so practically it could be difficult to reuse this space.
- Distance can be an issue for some. People in Crescent House feel it is near enough and they can take the lift from the basement level straight up. But people in other houses were concerned it would be too far away from their homes.
- The state of the garages is poor (e.g. regularly flooded)



## New Outdoor Parking - in unused spaces

### Locked Bicycle Sheds in Sheltered Spaces

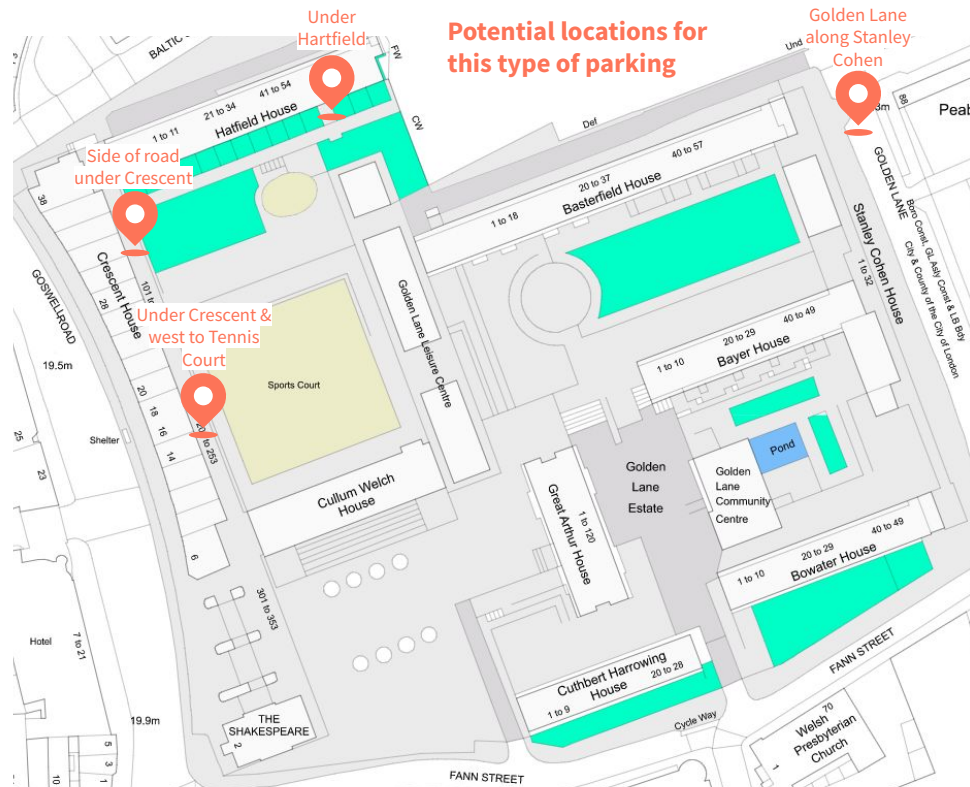
People also pointed out a number of spaces not currently used for bicycle storage where new locked bicycle storage could be built. These sites were generally picked because they are easy to access. Many are below ground and hidden away because people are aware of the conservation requirements on the Estate. Some felt that any visible parking could be made more attractive by using green roofs.

## New Storage at Lower Level Sites

There were a few areas with good access via a ramp suggested (see map). These lower levels are hidden away so it possible to add a shed or sheltered bicycle storage. The more visible areas make it feel safer, while spaces below ground level feel unsafe. For example, the ramp near Crescent House seems more visible and a green roof was suggested.

## New Storage on Streetside

Some mentioned having Bread-Bin style bicycle storage on the street if conservation rules are too strict on-site. One place mentioned was the broad sidewalk on Golden Lane.



# New Outdoor Parking - in unused spaces

## Locked Bicycle Sheds in Open Spaces

Some more open places were suggested as well, generally slightly hidden or in spaces that do not block important views of the Estate. The benefits of these spaces are that they are easy to access and well-overlooked spaces, which makes it safer to leave your bicycles there. They are also great for showcasing cycling as a popular and sustainable way of transport in the City of London.

## Heart of the Estate

Often, the square between the Community Centre and the Estate Office was mentioned as a suitable place for bicycle parking. In several conversations this area was referred to as 'the heart of the Estate'. It would be welcoming for visitors to have bicycle racks here, and safe for residents to have bicycle sheds that look nice and fitting with the general style of the Estate.

## Create New Bicycle Storage on The Roofs?

Some people suggested bicycle storage/sheds on the flat roofs on some of the buildings on the Estate, as an alternative to having new structures in open public spaces on the Estate. Others thought this would not be feasible because the roofs are inaccessible and not fit for new building works or regular footfall. This option seemed a bit of an outlier among the many other options that were discussed.







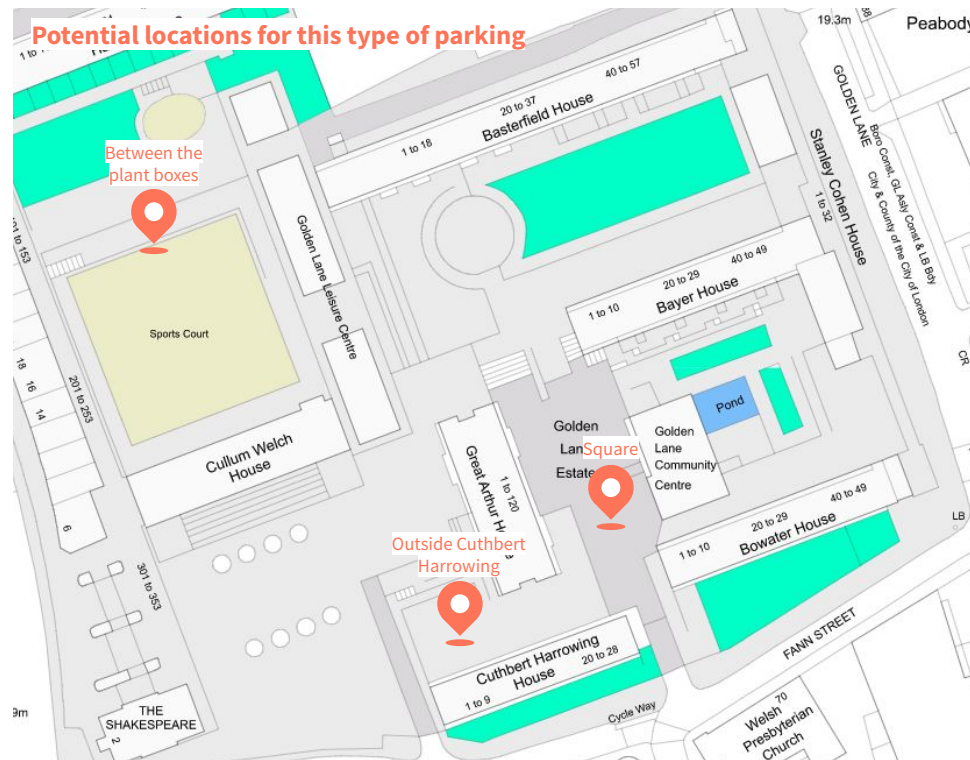
# New Outdoor Parking - in unused spaces

## Sheltered Bicycle Storage

Sheltered, non-locked storage was not chosen as a popular option by many participants in the Consultation sessions. People were not sure if the look would fit in with the conservation rules and it does not provide much security after all. People imagine these being used by visitors mostly.

A few of the places people suggested for sheltered storage are:

- Between the plant boxes north of the tennis court. Ideal for Leisure Centre visitors - with access via road underneath Crescent House
- On the square between the Community Centre and Great Arthur House
- Near the square space next to Cuthbert Harrowing House





# Recommendations



# 1. Secure Resident Parking In Existing Spaces

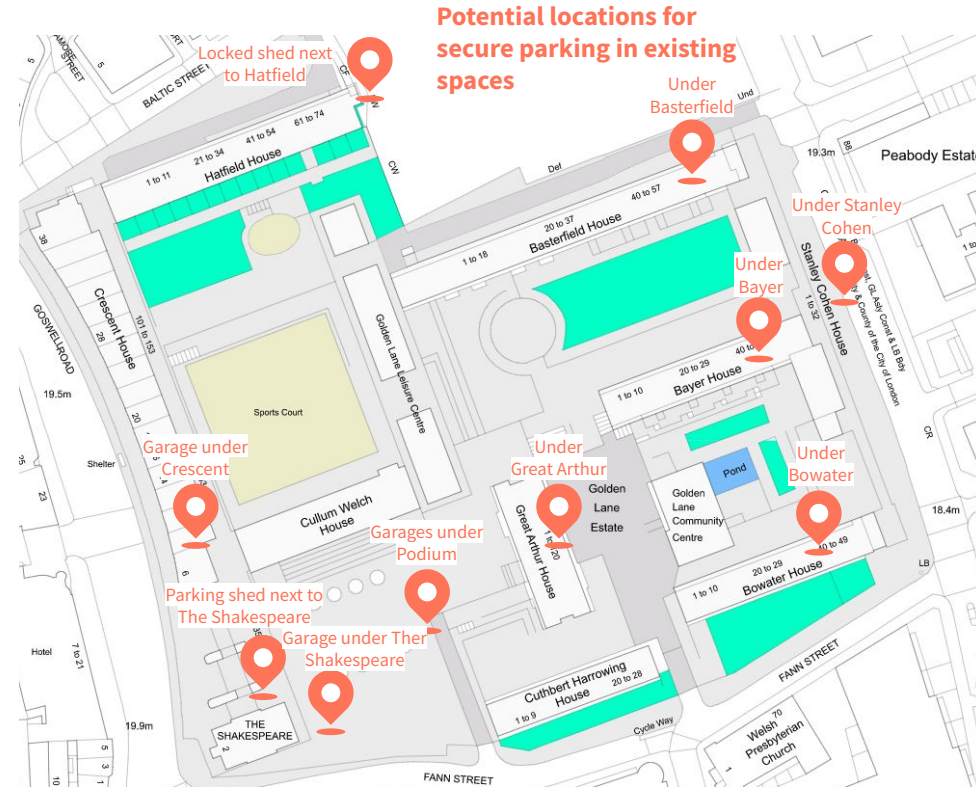
**Reusing and Improving Existing Spaces** - A priority should be to refurbish indoor spaces making them appropriate for bicycle parking; improving lighting in and around and making access secure.

- [Refurbished Indoor Parking - in underused spaces](#)
- [Refurbished Outdoor Parking - in underused spaces](#)
- [New Indoor Parking - in unused spaces](#)

**Secure Parking Dispersed Around The Estate** - Proximity and ease of access is important to people, but they do not expect the budget to provide this in every building. This parking should be spread out in places that can be made easy to access.

**Conserving The Architectural Heritage** - People value the architectural heritage and are aware that this can be a stumbling block to progress. Visible shelters need to be sensitive to the architecture of the Estate.

**New Locked Sheds Could Achieve This** - The need for secure resident parking could also be met by creating new locked sheds. That could be [sheltered, lower level and streetside](#) or in [more open spaces](#). Overall this seemed less of a preference than reusing existing spaces.



## 2. Accessible & Visible Daytime Use & Visitor Parking

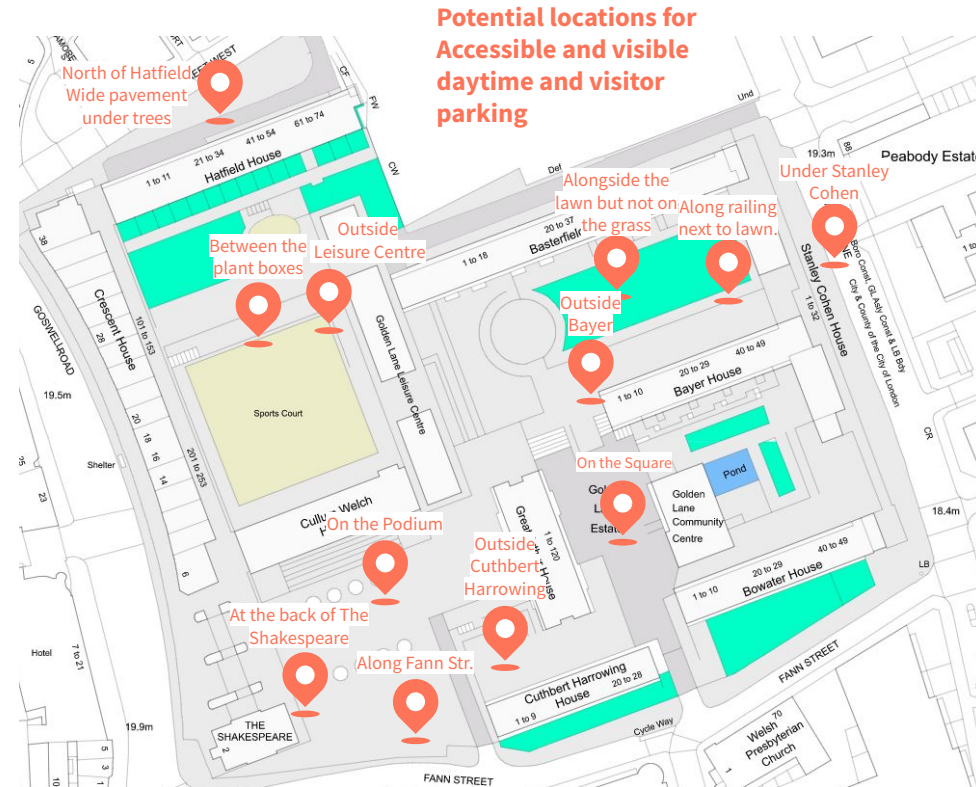
**Bicycle Racks Dotted In More Locations** - There should be a small number of racks in multiple locations around the Estate for short journeys and people visiting residents. See: [New Outdoor Parking - in unused spaces](#) (and subsequent slides)

**Make Use Of The Heart Of The Estate** - A priority was to make better use of the open space between community centre and estate office, it is close to many of the estate houses, and would also provide parking to people visiting the estate.

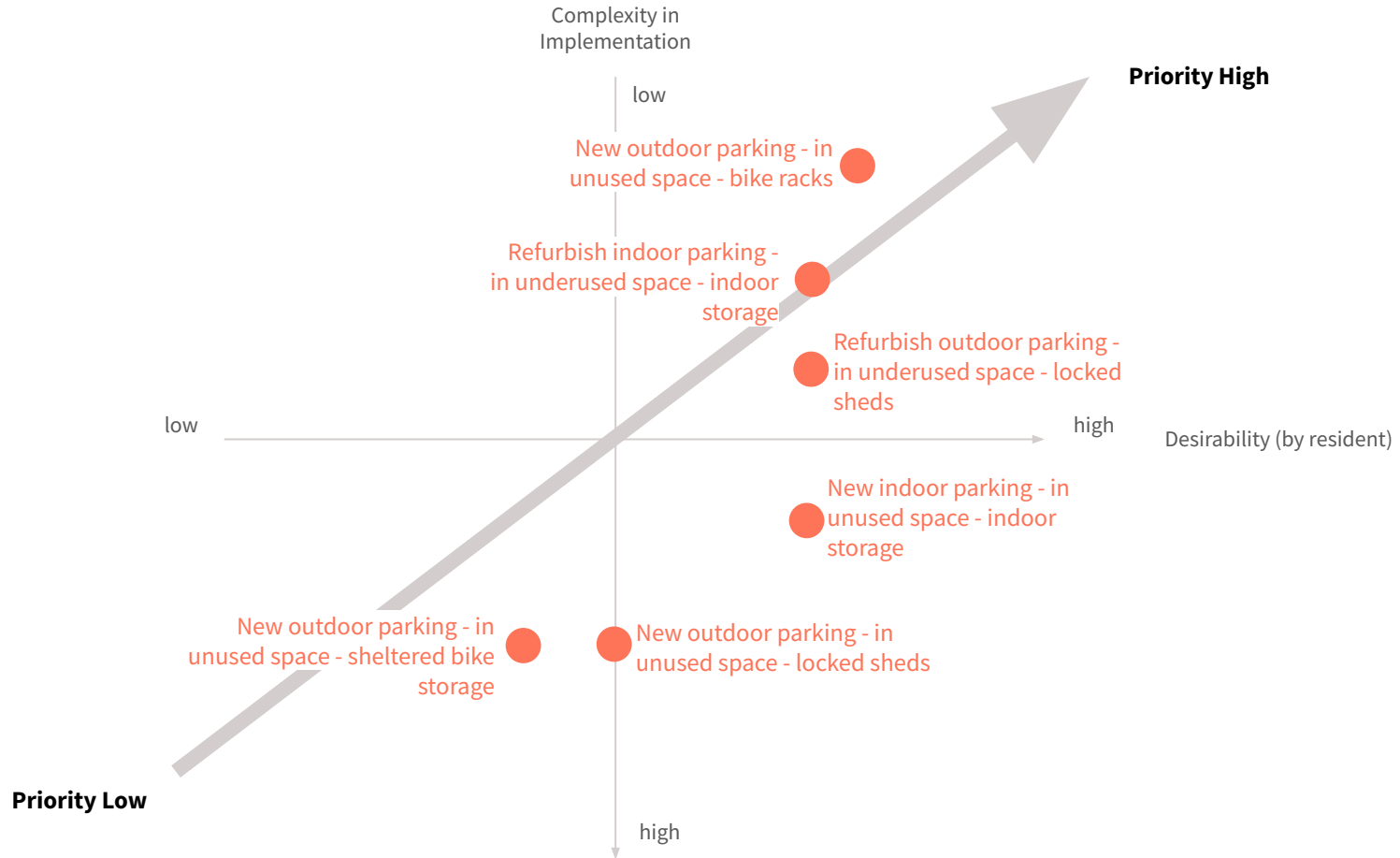
**Bicycle Racks In Visible Locations** - People think having racks clearly visible makes them safer to get to (access) and for locking up (security).


**Conserving The Architectural Heritage** - It is important to people that bicycle racks are in keeping with the Estate. There is a hope that new and modest rack design could work in visible locations on the Estate.

**Protecting Non-Cyclists** - People are keen for bicycle racks to not get in the way of existing pedestrian and disabled access routes.



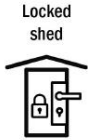
# 3. Possible Priority





## Appendix - notes from Consultation sessions

# Hatfield House



**Locked shed**  
Underpass under  
Hatfield House

Cyclist can use the lift in  
the building to reach  
parking space.

**Bike racks**  
North of Hatfield

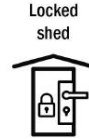
There's a very wide  
pavement under  
the trees.

**Bike racks on**  
triangular space  
between trees on  
Baltic Street West  
in front of Hatfield  
House

Bike  
Rack



**Locked shed**  
Hatfield storage



Hatfield storage needs a proper metal  
gate like the Shakespeare has;  
They need a roof or cover;  
They need better locks;  
They need good light (e.g. with sensor).

Current storage for bikes is unsafe  
but does not attract any attention  
because looks like a shed. It's locked  
but can be opened easily.



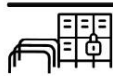
# Basterfield House

There are currently 2 spaces at the lower ground that could be refurbished and offer better bike parking options for residents. These are locked spaces that could be used by several cyclists who all have a key. They could look after the spaces together.

Current storage in this area is vulnerable. And some of the lockable spaces are not commuter friendly.

**Indoor storage -**  
Lower ground spaces in Basterfield House (existing space)

Indoor storage



**Bike racks -**  
Alongside the lawn in front of Basterfield House but not on the grass.

Bike Rack



That isn't part of the conservation area that is the newest part of the estate and would be suitable for a Locked

**Locked shed -**  
At the wall next to new school.



Long blind wall where not much will grow because it is always in the shadow.

Could make a long locked shed with a green roof/walls that contribute to the green of the lawn.

Access is easy via ramp around the rotunda, no steps.

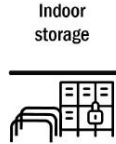
**Locked shed -**  
At the north side of the lawn, between Basterfield and Bayer.

**Locked shed -**  
At the end of the service road north of Basterfield house.

Easy access by bike, you are allowed to cycle almost all the way there. Close enough for Basterfield and Hatfield, perhaps also Bayer;  
Bit unclear where exactly there's space, needs a closer look.



# Bayer House



## Indoor storage

- Upgrade existing sheds  
Under Bayer and  
Basterfield House

Better lighting (bit dark now)

Better locks on shed doors  
(locks are hard to operate and  
not secure enough)

Better security (once you are in  
the building, e.g. by tailgating,  
anyone has access to the  
sheds),

Better doors (doors are too  
heavy to operate now,  
certainly with a bike in your  
hand)

Bike  
Rack



**Bike racks -**  
Visitor racks  
outside Bayer  
House

Use the space between Bayer  
House and Great Arthur House

# Golden Lane



**Bike racks**  
On Golden  
Lane

On Golden Lane underneath  
Stanley Cohen where it could  
exist next to the locked sheds

Possible to put new bike  
racks from Islington?

Bikes of visitors can  
go on the racks

There's only 1 bike rack that can  
be used by visitors on the  
Islington side of the Estate. I  
have a friend that comes for tea  
every couple of weeks and it's  
really embarrassing for me that  
there is no place for her to park  
the bike when visiting.

# Bowater House

## Locked shed -

Underneath Bowater House (existing space) -  
There is a space on the lower ground of Bowater that could be refurbished and jointly used as a locked shed.

People would prefer this to be free. The very limited maintenance that these spaces would need could be paid out of the existing service charge, as these space are similar to other existing communal spaces such as corridors, lifts and hallways.



**Locked shed** - Big space at the end of Bowater House where you can walk underneath via a big metal gate. Under the stairs in both ends of the Bowater House.

Get indoor storage in side the locked sheds;

The gate needs better security;  
It is possibly big enough to have two-tier bike parking or vertical hanging parking fitted in that space.

They had builder down there in the past, toilet blocks and other stuff for years, I don't see why they would reject to a bike shed.

## In-door storage

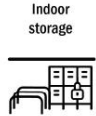
Upgrade existing parking space under Bowater house



Make these more secured.  
People already put bikes there but they got stolen.

More CCTV &  
better locks on shed doors,  
better doors (doors are too heavy to operate now, certainly with a bike in your hand).

## Great Arthur House



Indoor storage

**Indoor storage -**  
Upgrade the sheds to make them into bike storage under Great Arthur

Fit bike parking frames in there.  
Find a way to share keys and take care of charges.

Inside need to be assessed and upgraded



Locked shed

**close to Great Arthur** Covered caged parking storage and with a planting over it

Safe, attractive, semi-protected Bike rack

Space for locked shed

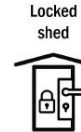
## Cuthbert Harrowing House



Sheltered storage

**Sheltered Storage -** Near the square space next to Cuthbert Harrowing House

There are some stairs and a ramp leading down to the space.



Locked shed

**Locked shed**  
In or underneath Cuthbert Harrowing House

# Cullum Welch House

## Sheltered storage -

Underneath  
Cullum Welch  
House



People expect this to be very easy to use, as it is easy accessible, it requires no keys, and you don't have to register or wait for a spot from a waiting list. These facilities are also expected to be free of charge.

For instance where the current sheds are. There seems to be enough space under the building for several sheltered storage facilities.

**Bike racks** on the podium next to **Cullum Welch House** (among circular ventilation shafts of the car park underneath)



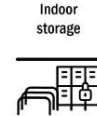
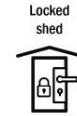
**Bike racks** along **Fann street** on south side of the podium (opposite Cullum Welch House)

# The Shakespeare

They need a roof or cover;  
They need better locks;  
They need good light (e.g. with sensor).

## Indoor storage -

Upgrade the bike storage next to the Shakespeare and next to Hatfield House (west side).



## Bike racks

Space for racks (space could be better used) round the back of the pub



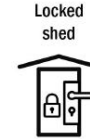
## Crescent House

There is space on the sidewalks for some locked sheds. They would be out of sight, and therefore not be an eyesore for people who don't want to see any new objects in the public space on the estate. However, as it is out of sight and a bit dark, it may feel uncomfortable for some people to go there to park their bike, or it may attract bike thieves to pry the sheds open without anyone seeing it. There are CCTV cameras, but it is unclear if these are really monitored or properly recording.

There's a broad sidewalk under Crescent House and room for locked sheds

There are wide pavements that could fit a locked shed. It's close to the Hatfield lift, that would take you up quickly. Or next to the part that offers access to the leisure centre which is less dark. Easy access via the ramp north of Hatfield. Area feels a bit dodgy, but this can be addressed with better lighting and CCTV.

**Locked shed**  
At the side of the car access road underneath Crescent house.



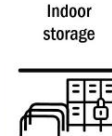
## Goswell Road

**Bike racks**  
On Goswell Road



See if any spaces under Crescent house exist that could be turned into indoor storage.

**Indoor storage**  
Upgrade existing parking space under Crescent House





# Stanley Cohen House

Locked  
shed



## Locked shed

On Golden Lane, street side, under Stanley Cohen.

I would feel comfortable with leaving my bike in a locked shed on Golden Lane

The pavement is very wide there, lots of space over a large area. Already covered so it is easy and cheap to put something there. People pass on the street so overlooked and feels safe. Perhaps easier with getting permission because it is on the outside of the (listed) estate?

Locked  
shed



## Locked shed

Opposite the pond, against the West wall under Stanley Cohen

This is a blind wall and it would not be in the way of anything or anyone. It's well-overlooked from Bayer and Bowater. With a green roof we could add some more green to the estate. Easy access via Golden Lane and ramp down to the rose garden/pond, no steps.

# Golden Lane Community Centre

## More Bike racks -

Around the stairs that lead to the community centre in between Great Arthur House & Bayer House.

Bike Rack

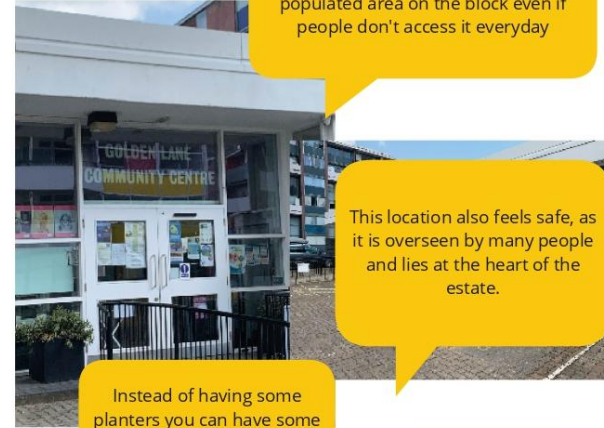


## More bike racks -

at the entrance of the community centre.

There are no bike racks now at the entrance of the community centre, and only two racks at the entrance of the estate office (and those look like they might not even be put there for bicycles). There could be at least 10 or more bike racks here.

This would be an obvious and suitable location for short term bike parking. The space is a parking destination already, with several cars and motor bikes. It would be a no brainer to create more options for more bike parking as well.



Community Centre is the most populated area on the block even if people don't access it everyday

This location also feels safe, as it is overseen by many people and lies at the heart of the estate.

Instead of having some planters you can have some nice bike racks and it's semi-sheltered



Safe and attractive space under the overhang and what is nice is that it's semi-sheltered for bike racks

# Golden Lane Community Centre

Some space next to the car parking spaces could be turned into locked bike storage (without sacrifice the car parking space).

## **Locked shed -**

Square between the community centre and Great Arthur House.

Enable bike storage on the ground floor. Next to car parking.

Safe, because it is a very public and well-overlooked space. Additional advantage is that this is very visible and a showcase for cycling. Easy access from Fann Street.

For visitors to the community centre and the estate in general

Sheltered storage



## **Sheltered storage -**

On the square between the community centre and Great Arthur house.

People can oversee what's going on, make it less likely to attract thief.

## **Locked shed -**

Space between Great Arthur House & Bayer House

# Golden Lane Leisure Centre

Possible  
Sheltered  
storage for  
visitors



Covered  
storage



Also next door to  
Ralph Perrin. It's  
wide, quite busy,  
it's undercover and  
well observed



Protected from  
the elements,  
plus I can see it  
from my flat

At the end of the  
Tennis Court - the  
side close to  
Hatfield House

Create sheltered  
storage next  
door to the  
Leisure Centre

Ideal for Leisure Centre  
visitors. Access via road  
underneath Crescent House

Some doubts about  
this too, because  
kids hang out there  
at times, making  
TikTok films

A very well covered  
area and surveilled

It's under cover,  
and also you can  
see then from afar

Where currently temporarily the plants are stored.  
Easy to see for many on and around the courts.  
Easy to access, no steps, you can cycle down via the  
road that passes underneath Crescent house. Green  
roof would offer a nice view from above as well.

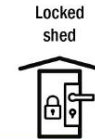
**Sheltered storage**  
Between plant boxes  
north of tennis court

**Bike racks -**  
Outside the  
leisure centre

**Locked shed**  
Between pool and  
badminton hall (upper  
level)

**Locked shed**  
Behind tennis  
court (south side)

Natural surroundings.  
Protected from the  
elements, at height





# Thank you!

Contact for questions about 'Imagine Golden Lane at Net Zero': Paul Lincoln ([imaginegoldenlane@gmail.com](mailto:imaginegoldenlane@gmail.com))

Contact for questions about the Consultation process: Geke van Dijk ([geke@stby.eu](mailto:geke@stby.eu)) or Bas Raijmakers ([bas@stby.eu](mailto:bas@stby.eu))